


## Baxley Power Recliner

### Baxley Power Recliner Dimensions:

Overall Height:	42"	(108 cm)
Overall Depth:	39"	(84 cm)
Overall Width:	37"	(66 cm)
Seat Height:	19½"	(50 cm)
Seat Depth:	19"	(48 cm)
Seat Width:	21"	(53 cm)
Arm Height:	21"	(53 cm)
Overall Reclined:	72"	(183 cm)
Wall Clearance:	4"	(10 cm)
Chair Weight:	130 lbs.	(59 kg)
COM Details*:	7 yds.	
Weight Capacity:	350 lbs.	(159 kg)



### Frames:

Kiln-dried 7/8" poplar hardwood from managed sources. All joints are interlocking and/or glued, screwed and stapled for added strength and rigidity.

### Seat & Back Suspension:

Fully upholstered with a foam covering over a high-tensile-strength steel zig-zag sprung platform.

### Seat Cushion:

4" layer of 30 ILD/2.2 density foam wrapped in foam batting.

### Back Cushion:

Pillow back with blown foam fiber. Backrest cushions are attached.

### Power Reclining Mechanism:

Leggett & Platt power-reclining wall-saver mechanism operated by a corded hand pendant.\*

### Certifications:

CA117-2013 and CARB II certified. Chair passes BIFMA 5.5X 2014 Seating Standards. CA133 is not available.

### Packaging:

Chair ships with backrest detached. Backrest is resting face down on top of the seat. Recliner is shipped inside of a box.

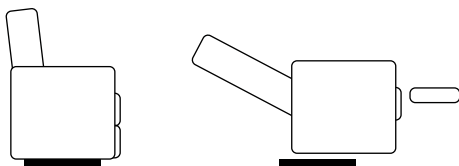
### Floor Glides:

Metal.

### Limited Warranty:

5-year limited warranty on frame and mechanism.  
3-year limited warranty on foam.  
Fabric manufacturer's warranty on fabric.

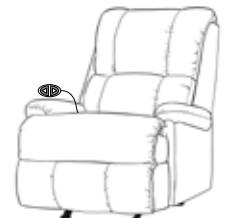
### Also Available in Baxley:



Baxley Rocker Recliner



Baxley Manual Recliner



Baxley Power-Lift Recliner

\* The estimated fabric requirement is based on 54"W material. The actual amount required may vary depending on pattern, pattern matching, material width or use of multiple fabrics.

\* **WARNING:** Do not lean too far forward when the recliner is reclined. This can cause the recliner to tip forward, and could result in injury to the resident and/or caregiver.