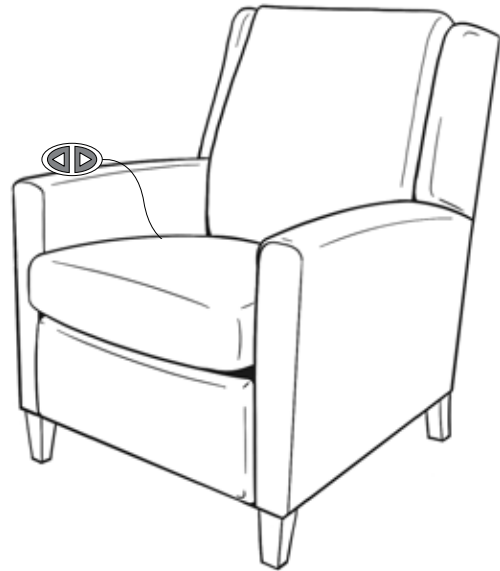


Arlington Heights Power Recliner

Arlington Heights Power Recliner Dimensions:

Overall Height:	39"	(99 cm)
Overall Depth:	37"	(94 cm)
Overall Width:	31"	(79 cm)
Seat Height:	21"	(53 cm)
Seat Depth:	21"	(53 cm)
Seat Width:	20"	(51 cm)
Arm Height:	25½"	(65 cm)
Overall Reclined:	67"	(170 cm)
Wall Clearance:	18"	(46 cm)
Chair Weight	105 lbs.	(48 kg)
COM Details*:	7 yds.	
Weight Capacity:	350 lbs.	(159 kg)



Frames:

7/8" plywood from managed sources. All joints are interlocking and/or glued, screwed and stapled for added strength and rigidity.

Seat & Back Suspension:

Fully upholstered with a foam covering over a high-tensile-strength steel zig-zag sprung platform.

Seat Cushion:

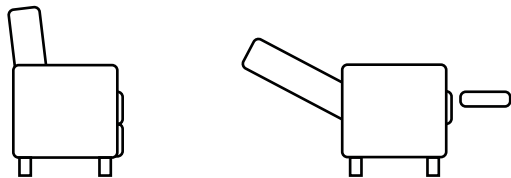
5" layer of 24 ILD/2.5 density high-resiliency foam wrapped in foam batting.

Back Cushion:

Pillow back with blown foam fiber. Backrest cushions are attached.

Reclining Mechanism:

Standard power-reclining mechanism operated by a corded hand pendant.



Certifications:

CA117-2013 and CARB II certified. Chair passes BIFMA 5.5X 2014 Seating Standards. CA133 is not available.

Packaging:

Recliner is shipped inside of a box, resting on its feet and wrapped in plastic.


Floor Glides:

Metal.

Limited Warranty:

5-year limited warranty on frame and mechanism.
1-year limited warranty on foam.
Fabric manufacturer's warranty on fabric.

Leg Finish Options:



Also Available in Arlington Heights:



Arlington Heights Manual Recliner

* The estimated fabric requirement is based on 54"W material. The actual amount required may vary depending on pattern, pattern matching, material width or use of multiple fabrics.
* **WARNING:** Do not lean too far forward when the recliner is reclined. This can cause the recliner to tip forward, and could result in injury to the resident and/or caregiver.