

Kensington Manual Recliner

Kensington Manual Recliner Dimensions:

Overall Height:	41"	(104 cm)
Overall Depth:	38½"	(98 cm)
Overall Width:	34"	(86 cm)
Seat Height:	19"	(48 cm)
Seat Depth:	22"	(56 cm)
Seat Width:	21"	(53 cm)
Arm Height:	24½"	(62 cm)
Overall Reclined:	68"	(173 cm)
Wall Clearance:	18"	(46 cm)
Chair Weight:	83 lbs.	(38 kg)
COM Details*:	7½ yds.	
Weight Capacity:	350 lbs.	(159 kg)

Frames:

7/8" plywood from managed sources. All joints are interlocking and/or glued, screwed and stapled for added strength and rigidity.

Seat & Back Suspension:

Fully upholstered with a foam covering over a high-tensile-strength steel zig-zag sprung platform.

Seat Cushion:


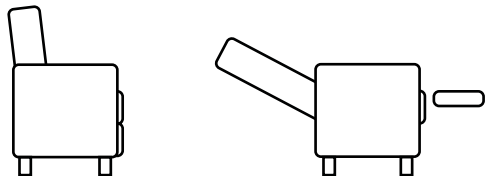
5" layer of 24 ILD/2.5 density high-resiliency foam wrapped in foam batting.

Back Cushion:

Pillow back with blown foam fiber. Backrest cushions are attached.

Reclining Mechanism:

Standard 3 position push-back reclining mechanism*



Certifications:

CA117-2013 and CARB II certified. Chair passes BIFMA 5.5X 2014 Seating Standards. CA133 is not available.

Packaging:

Chair ships with backrest detached. Backrest is resting face down on top of the seat. Recliner is shipped inside of a box.


Floor Glides:

Metal

Limited Warranty:

5-year limited warranty on frame and mechanism.
1-year limited warranty on foam.
Fabric manufacturer's warranty on fabric.

Leg Finish Options:



Also Available in Kensington:



Kensington Power Recliner

* The estimated fabric requirement is based on 54"W material. The actual amount required may vary depending on pattern, pattern matching, material width or use of multiple fabrics.
* **WARNING:** Do not lean too far forward when the recliner is reclined. This can cause the recliner to tip forward, and could result in injury to the resident and/or caregiver.