

## Silverthrone Manual Recliner

### Silverthrone Manual Recliner Dimensions:

Overall Height:	41"	(104 cm)
Overall Depth:	33"	(84 cm)
Overall Width:	28½"	(72 cm)
Seat Height:	20½"	(52 cm)
Seat Depth:	21½"	(55 cm)
Seat Width:	21"	(53 cm)
Arm Height:	25"	(64 cm)
Overall Reclined:	67"	(170 cm)
Wall Clearance:	18"	(46 cm)
Chair Weight:	88 lbs.	(40 kg)
COM Details*:	6½ yds.	
Weight Capacity:	350 lbs.	(159 kg)

### Frames:

7/8" plywood from managed sources. All joints are interlocking and/or glued, screwed and stapled for added strength and rigidity.

### Seat & Back Suspension:

Fully upholstered with a foam covering over a high-tensile-strength steel zig-zag sprung platform.

### Seat Cushion:


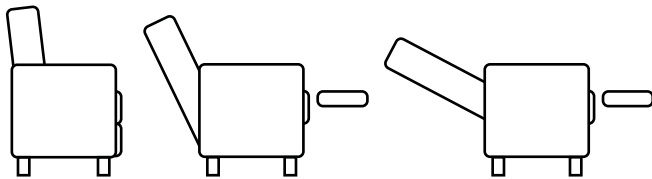
5" layer of 24 ILD/2.5 density high-resiliency foam wrapped in foam batting.

### Back Cushion:

Pillow back with blown foam fiber. Backrest cushions are attached.

### Reclining Mechanism:

Standard 3-position push-back reclining mechanism.



### Certifications:

CA117-2013 and CARB II certified. Chair passes BIFMA 5.5X 2014 Seating Standards. CA133 is not available.

### Packaging:

Recliner is shipped inside of a box, resting on its feet and wrapped in plastic.


### Floor Glides:

Metal.

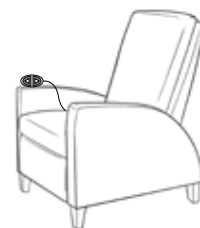
### Limited Warranty:

5-year limited warranty on frame and mechanism.  
1-year limited warranty on foam.  
Fabric manufacturer's warranty on fabric.

### Leg Finish Options:



### Also Available in Silverthrone:



Silverthrone Power Recliner

\* The estimated fabric requirement is based on 54"W material. The actual amount required may vary depending on pattern, pattern matching, material width or use of multiple fabrics.